




**Spline Horn
Spline Horn**

Part-No.: --

Product Description

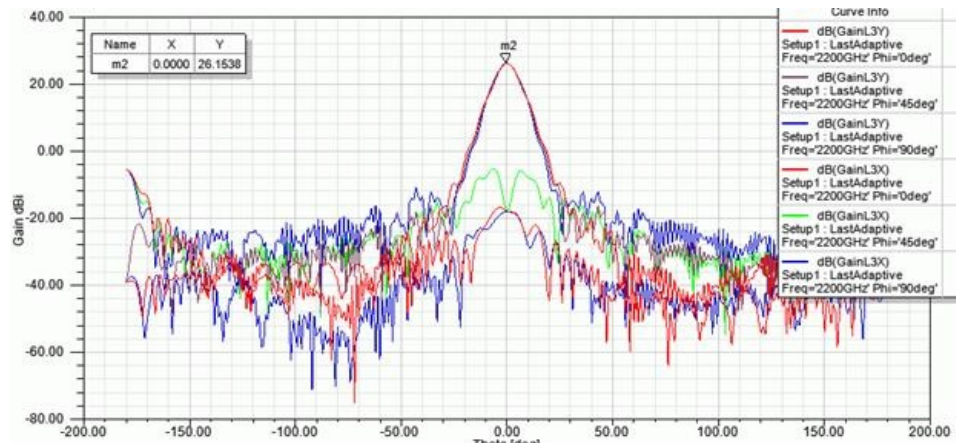
RPG has designed and manufactured smooth-wall spline curve antennas up to 4.7 THz. Performance is similar to Corrugated horn antenna, with good return loss and cross-polar performance. Gaussian beam-shape is excellent (>95% Gaussicity) with and low side-lobes. Smooth wall spline horns allow high performance at frequencies where corrugated horns become too small to be accurately machined.



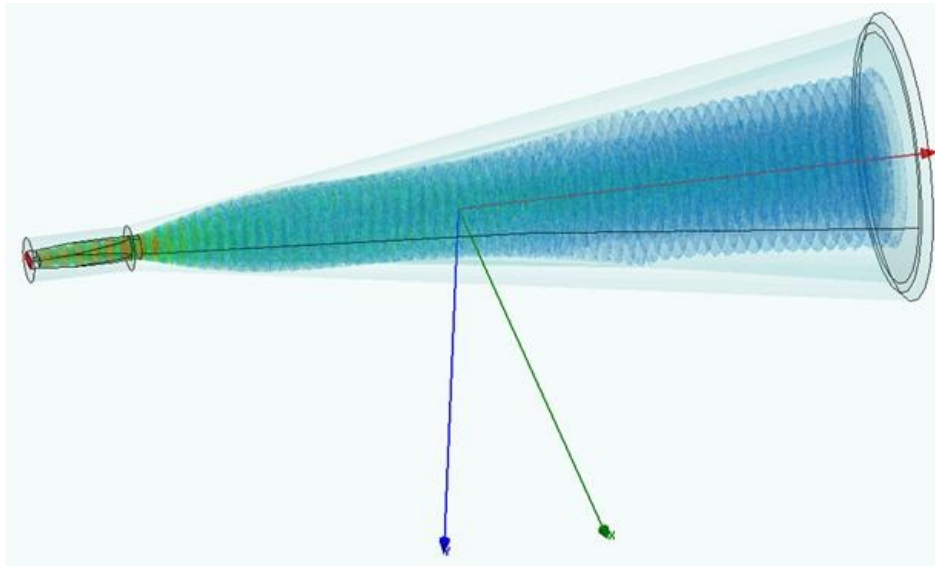
Technical Specifications

RF Frequency	4.7 THz
RF Port	0.051 X 0.030
Horn-Length	2.33 mm
Aperture	0.650 mm

Typical Performance



Simulation



A smooth wall spline horn simulation.